




LANGUAGE IS A KEY

Teaching vocabulary describing relatives.

Introduction or revision of English vocabulary, practical use of improv and theatrical methods

target group

ENGLISH LEVEL A2




Duration 60 '
Introduction 10'
Main Activity 25'
Debriefing 15'


The slide features a bright yellow background. On the left side, there are three dark blue-outlined triangles of varying sizes and orientations. One large triangle is at the top left, a medium one is below it, and a small one is at the top right corner.

Introduction

- greeting the students
- describing the theme, presenting of the plan
- asking about their energy and excitement level, about their expectations and their knowledge of the topic
- starting the music
- juggling warm-up: first warming up the brain then the body via various exercises
- smooth transition into a warm-up exercise with gestures

MAIN ACTIVITY

- 
- PRESENTING THE VOCABULARY WHILE ENGAGING THE CLASS AND WORKING IN AN INTERACTIVE WAY, EXPLAINING THE RELATIONSHIPS IN A FAMILY USING A FAMILY TREE WITH IMAGES 10 MINUTES
 - FIRST TASK: RUNNING ACTIVITY TO MEMORISE THE GENDER OF THE NOUNS (THE PARTICIPANTS STAND IN THE MIDDLE OF A CLASSROOM, THEY TOUCH THE RIGHT WALL IF THE NOUN IS FEMALE AND LEFT WALL IF IT'S MALE, THEY SIT DOWN IF IT'S NEUTRAL – THE LAST PERSON TO REACT GOES OUT OF THE GAME) 5 MINUTES
 - SECOND TASK: ACTING EXERCISE (THE CLASS IS DIVIDED INTO SMALL GROUPS CONSISTING OF THREE PEOPLE, ONE PERSON RANDOMLY PICKS A PIECE OF PAPER WITH THE DESCRIPTION OF THE CHARACTER, PLACE, AND CHARACTER [USING NEW VOCABULARY] WHICH THEY HAVE TO ACT OUT AND THE OTHER TWO HAVE TO GUESS) 10 MINUTES
 - THIRD TASK: IMPROV EXERCISE (THE CLASS IS DIVIDED INTO SMALL GROUPS CONSISTING OF THREE PEOPLE, TWO PEOPLE RANDOMLY PICK A PIECE OF PAPER WITH THE DESCRIPTION OF THE CHARACTERS [USING NEW VOCABULARY] WHICH THEY HAVE TO ACT OUT IN AN IMPROV PERFORMANCE AND THE OTHER ONE HAS TO GUESS) 10 MINUTES



Debriefing

REFLECTION OF THE WORKSHOP


WHAT? HOW? WHY?

Describe how you feel in one word.

What were you feeling during the acting and improv exercise?

What did you learn today?

Which part of today's workshop was challenging for you?



LEARNING OUTCOMES

- knowledge of vocabulary concerning more distant relatives and
- clear understanding of the relationships,
- improvement in English skills,
- practise of improv and other theatre methodology

